

# Hotel-Café Restaurant Solutions



GLASS PARTITION  
SYSTEM & WINDSCREENS  
FOR OUTDOOR AREAS

**WPC DECKING**

WPC BEACH PATH

**FLOWER BOXES SEPARATORS**

*Designers - Manufacturers*


# Glass Partition System & Windscreens

«Minimal» H50



**IDEAL** for separating and making layout exteriors in cafés, restaurants, hotels.

- Fixed partition, with a discreet aluminum base for anchoring
- Movable partition, with a steel adjustable base, 350mm in length each side, electrostatically painted.
- Frame made of high strength aluminum profile, diameter Ø50
- 6mm safety glass. Possibility for sandblasting full, designs and logos.
- In standard dimensions 2000 x 1400 mm (height) and customized
- Satin or natural anodized and powder coating
- Easy and fast installation (Do it yourself) system



DECORATIVE  
END COVER

MOVABLE  
PARTITION BASE

FIXED  
PARTITION BASE

# WPC Decking

**INAL**<sup>®</sup> **WPC**

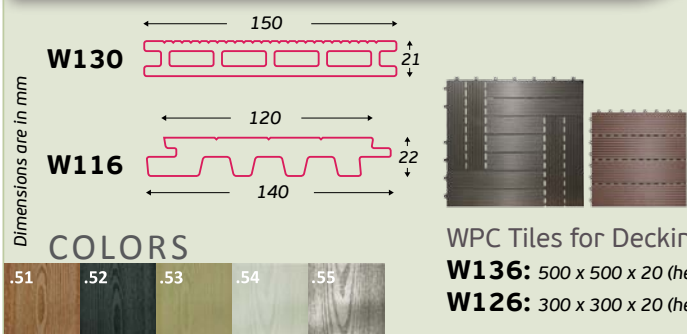


**HIGH QUALITY** stylish Decking construction with **INAL WPC** (Wood Plastic Composite). Releases you from the costly and time consuming conservation of natural wood.

Suitable also for fences!

Unique material for exterior floors in hotels, restaurants, cafés, sports facilities, swimming pools, gardens.

- Practically no moisture absorption
- Minimum conservation
- Long life
- Resistance to loads
- Hue constancy (UV resistance)
- Excellent resistance to rot and pests
- Environmentally friendly
- High resistance against sliding (Class DS)
- Absence of spots, pins and distortions, while giving the feeling and texture of wood



WPC Tiles for Decking

**W136:** 500 x 500 x 20 (height)

**W126:** 300 x 300 x 20 (height)

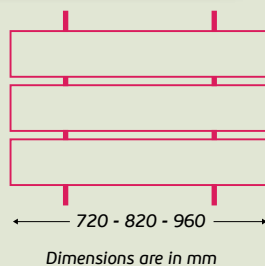
# WPC Beach Path




**IDEAL SOLUTION** for beach bars, hotels and restaurants.

Suitable for sandy or pebbly beaches as well as garden architecture either on soil or lawn.

- Composed from INAL WPC planks (W130: 150mm width, 21mm height)
- Planks connected with navy rope and knots
- Standard widths: 720, 820 and 960mm and unlimited length!
- Two sided planks (wood texture or striped), four colors
- Absence of spots, pins and distortions, while giving the feeling and texture of wood
- High resistance against sliding (Class DS)
- Easy assembly, installation and storage



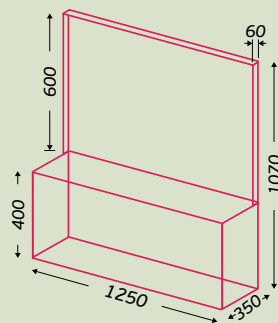
## COLORS



# Flower Box Separator




**A DECORATIVE SEPARATOR** for the delimitation and arrangement of exterior areas of restaurants and cafés.



Dimensions are in mm

- Manufactured with galvanized sheet metal and steel beam, in combination with INAL WPC planks (W130) on the back.
- Electrostatically painted in standard RAL colors or the color you want!
- Planks at the back arranged vertically or inclined
- Available either with legs for anchoring or on wheels
- A plastic draining pan is included



WHEEL OF MOVABLE FLOWER BOX SEPARATOR



\* THE COMPANY IS NOT BOUND FOR STOCK AVAILABILITY



[www.inal.gr](http://www.inal.gr)  
[intermetal@inal.gr](mailto:intermetal@inal.gr)



**HEADQUARTERS/FACTORY:**

6, Apolloniou str., Koropi 194 00, Attica-Greece, Tel.: +30 210 6620 400, Fax: +30 210 6620 401

**STORES:**

10, Grigoriou Lampraki str., Kallithea 176 71, Athens-Greece, Tel: +30 210 9576 382, Fax: +30 210 9576 473  
194, Demokratias Av., Menidi 136 71, Attica-Greece, Tel: +30 210 2388 066, Fax: +30 210 2388 066

